

2016 Pennsylvania Soybean Contest Report



Supported and directed by the
PA Soybean Board

Prepared by: Del Voight – Senior Extension Agent – Penn State Extension



Thanks to our harvest supervisors.

Supervisor	Extension Office
Andrew Frankenfield	Montgomery County Extension
Axel Linde	Lancaster County Extension
Bill Gallagher	Retired County Agent
Bob Anderson	Retired County Agent
Carol Loveland	Lycoming County Extension
Dwane Miller	Schuylkill County Extension
Gary Misky	Mercer County Extension
Jeff Graybill	Lancaster County Extension
Jeff Stoltzfus	Garden Spot Young Farmers
John Bray	Lebanon County Extension
John Rowehl	York County Extension
Kelly Patches	Franklin County Extension
Liz Bozak	Perry County Extension
Mark Antle	Penn State University
Michael Fournier	Retired County Agent
Rachel Milliron	Westmoreland County Extension
Zach Larson	Blair County Extension



Rank of Contest Entries

South Central

Rank	Name	Yield	County	Brand	Cultivar
1	Glen Krall	91.33	Lebanon	Pioneer	36T86
2	Darren Grumbine	90.77	Lebanon	Asgrow	AG38X6
3	Elvin Reiff	90.68	Lancaster	Hubner	3213
4	Kristin Grumbine	88.82	Lebanon	Asgrow	AG3533
5	Eric Charles	87.09	Lancaster	Pioneer	35T85 R
6	David Wolfskill	86.76	Berks	Asgrow	AG3735
7	Herman Manbeck	85.74	Berks	Pioneer	35T58 R
8	Robert Buser	85.43	York	Pioneer	P36T86R
9	John and Sam Conley	84.68	Lancaster	Hubner	3412RR2
10	Bob Bomberger	83.67	Lebanon	Asgrow	AG38X6
11	Richard Kreider	82.63	Lebanon	Pioneer	36T86
12	John B. Groff	82.28	Lancaster	Hubner	32-13 R1
13	Merle Stoltzfus	81.21	Lancaster	Hubner	4216 RR2
14	Rob Ranck	77.68	Lancaster	?	?
15	Dale Nolt	74.54	Lancaster	Pioneer	35T85 R
16	Ethan Buser	74.38	York	Pioneer	P36T86R
17	Peter Hoffines	61.55	Lancaster	Pioneer	32T49PR
18	William Buser	59.47	York	Pioneer	P36T86R

Rank of Contest Entries

Central

1	Lesher's Poultry	80.56	Franklin	Pioneer	P36T86R
2	Walter Ocker	78.54	Franklin	Hubner	H38-13R2
3	Elwood Kyper	75.46	Huntingdon	Dynagrow	DG31R86
4	Carl Gates	70.86	Centre	Pioneer	93M11
5	Matt Kehr	67.22	Adams	Channel	3509
6	Fritz McGrail	59.73	Centre	Syngenta	NK S-34-N3

West

1	Telesz Farms	77.10	Lawrence	Hi Soy	30A42
2	Bentley Fencil	74.77	Fayette	Pioneer	93M11
3	Thomas M Hoover	64.94	Mercer	Asgrow	AG3034
4	Mike Reskovic	63.6	Fayette	Asgrow	AG2535
5	Robert Dorazio	63.42	Fayette	Pioneer	P32T25R

Northern

1	Matt Ahern	74.36	Bradford	Pioneer	P24T05R
2	Richard D. Snyder	73.48	Lycoming	Doebblers	DB3516R
3	John Tebbs	71.76	Lycoming	Pioneer	32T25 RR2
4	Kevin Potter	68.02	Bradford	Asgrow	AG2636

Southeast

1	Tim Stewart	71.54	Bucks	Asgrow	AG3832
2	Kevin Brewer	71.40	Northampton	Asgrow	AG3832
3	John Frederick	70.6	Bucks	Hi Soy	36T42

Grain Quality

Name	Protein %	Oil %
Dale Nolt	33.0	20.6
Pete Hoffine	33.2	20.3
Merle Stoltzfus	34.2	20.2
Elvin Reiff	34.0	19.9
John Conley	36.6	19.7
John Groff	34.3	19.8
Eric Charles	32.4	21.0
Bob Buser	34.1	20.1
Matt Kerr	35.1	18.7
Kevin Brewer	35.7	18.8
Scott Snyder	35.6	20.2
Matt Ahern	34.5	20.0
Ethan Buser	35.1	19.7
Tim Stewart	35.5	18.8
Herman Manbeck	32.0	21.3
David Wolfskill	34.1	19.9
Kevin Potter	34.3	19.2
Glenn Krall	35.2	20.0
Elwood Kyper	35.4	18.4
Tom Hoovler	34.3	18.8
Bomgardner	32.5	20.0
Bill Buser	36.1	19.3
Walter Ocker	33.2	20.2
Darren Grumbine	35.0	19.2
Kristin Grumbine	35.0	20.0
Richard Kreider	34.2	20.3
Carl Gates	35.8	20.4



pixabay.com CCO

Yield Comparisons

Yield Comparisons	Ave Bu/A
Mean Yield	76.82
No-till (N=25 74% of entries)	77.93
Min-till (N=6 18% of entries)	74.07
Conventional (N=3 8%)	73.03
Drill (N=9 26% of entries)	75.96
Corn planter (N=25 74% of entries)	77.29
Planted May 10 or earlier 15(44% of entries)	79.71
Planted May 11 to 20 n=9(26% of entries)	75.73
Planted May 21 to 30 n=10 (29% of entries)	73.49
Rows 10" or less n= 10(29% of entries)	73.45
Rows 11" to 20" n=16 (47% of entries)	83.98
Rows 30" n=9(26% of entries)	71.75
No Foliar Fungicide or Insecticide Applied n=17 (50% of entries)	77.01
Foliar Fungicide Applied n=10 (29% of entries)	78.97
Foliar Insecticide Applied n=3 (8% of entries)	82.40
Combination of Foliar Fungicide and Insecticide n=6 (18% of entries)	78.65



PennState Extension

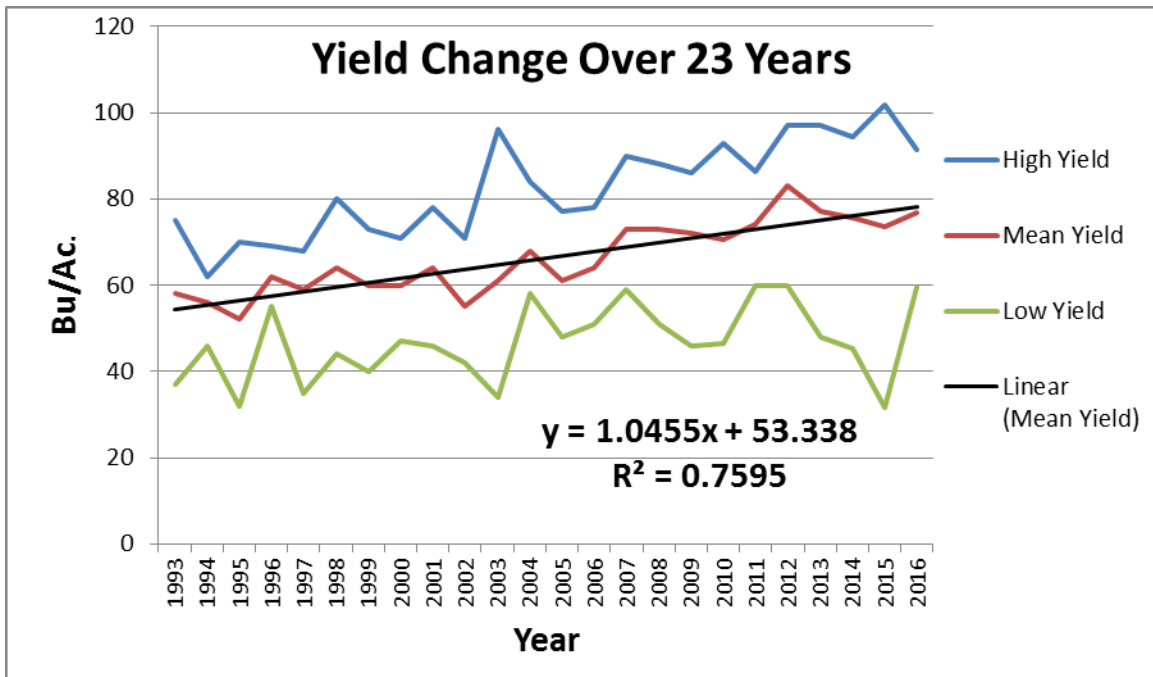


Production Information

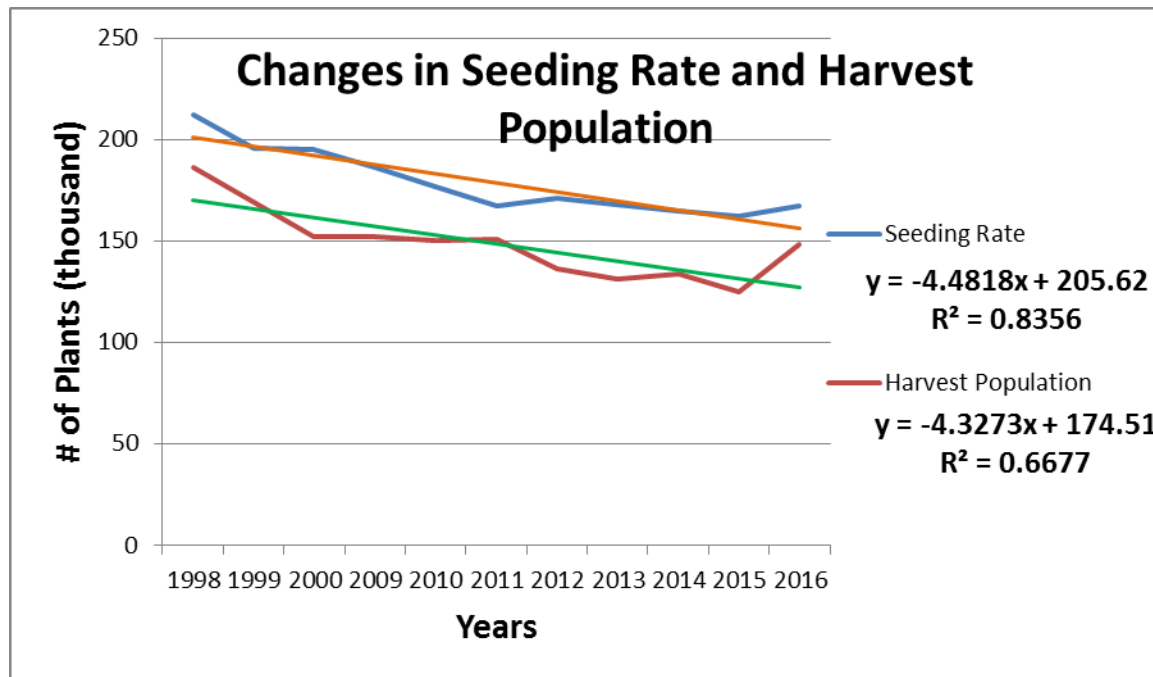
Treated Seed:	82% used treated seed
Seed Treatment(82%(n=28) of entries)	78.15
No Seed Treatment 18% (n=6)of entries	72.49
Rhizobia Inoculation:91% n=31	76.41
Dry n=2(.05%)	64.79
Liquid n=29 85%)	77.21
None n=3 (8%)	81.04
Calibrate seed Equip:	58%
Soil Test:	85%
pH	6.72
P in p205 lbs per acre	117.00
K in K20 per acre	171.00
Fertilizer:	3% used nitrogen and 3% used a starter.
Foliar n=9(26%)	72.77
No Foliar n=25 (74%)	77.87
Herbicide	100% utilized a herbicide. 100% utilized glyphosate as a burn down with 20% using a residual product. 100% used glyphosate for a post product and 14% used combination or post and pre for the second pass.
Yield Limiting:	Lack of Rain, White mold
Average Seeds Per Pound	2731
Average Seed Drop	167,625
Average Plants at Harvest: 12% loss from planting	148,727
Average Harvest Date:	10/13/2016
Cover crop:	46% followed soybeans with a small grain crop.

Soybean Management Practices - Regional Award Winners

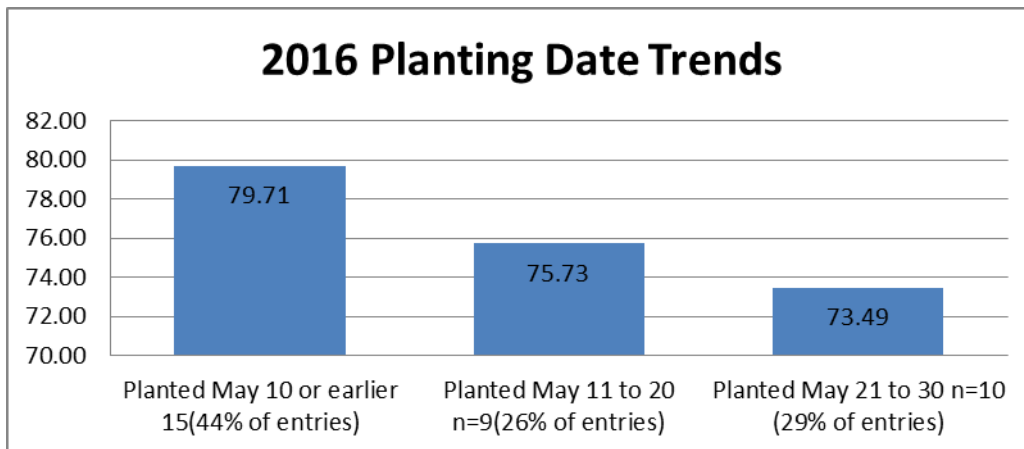
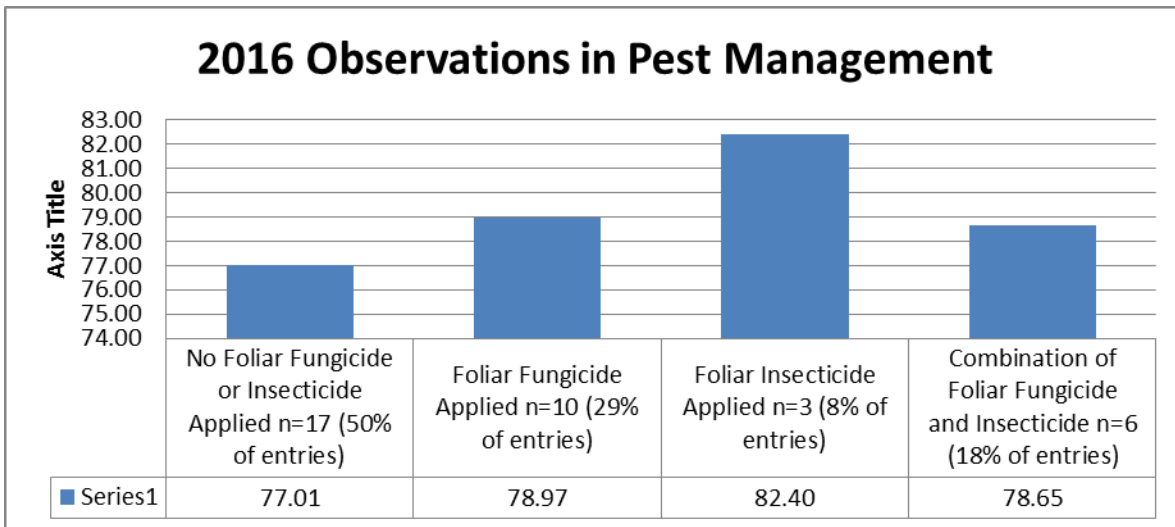
Region	South Central	Central	West	Northern	Southeast
Winner	Krall Farms	Leshner Poultry	Telesz Farms	Matt Ahern	Tim Stewart
County	Lebanon	Franklin	Lawrence	Bradford	Bucks
Previous Crop	Corn	Corn	Corn	Soybean	Corn
Row Width	15 "	15"	15 "	30"	30"
Tillage Type	Min Till	No Till	Conventional	No Till	Min Till
Planter Type	Drill	Planter	Planter	Planter	Planter
Variety	Pioneer 36T86	Pioneer 36T86	Hi Soy 30A42	Pioneer 24T05	Asgrow 3832
Seeding Date	4/21/2016	4/21/2016	5/1/2016	27-May	5/19/2016
Seeding Rate	150,000	200,000	192,000	153,000	150,000
Final Stand	137,600	142,876	175,982	130,331	106,286
Seed Treatment	Pioneer Premium	Pioneer Premium	Cruiser Max	None	Acceleron plus Gaucho
Inoculation	Liquid	Liquid	Liquid	Liquid	Liquid
Fungicides	None	Aproach	Aproach	None	Priaxor
Insecticide	1 application of Grizzly	None	None	None	None
Herbicide	Touchdown Total	Round Up+Authority	NR	Bullseye	Round Up + Envide
Date of Harvest	10/17/2016	10/5/2016	10/18/16	10/19/2016	10/24/2016
Yield	91.33	80.56	77.1	74.36	71.54
Moisture	13.50%	16.06%	13.50%	14.20%	14.55%
pH	6.9	7.2	NR	6.7	6.6
P	Optimum	Optimum	NR	Optimum	Optimum
K	Optimum	Optimum	NR	Optimum	Optimum
Fertility	No additional	None	None	None	None
Foliar Fertilizer	None	None	None	None	Smart Trio plus Xtra Power
Cover Crop	Sm grain	Sm Grain	NR	NR	NR



Conclusion: Over a 23 year period, there was an average of nearly one bushel increase per year.



Conclusion: Over a 23 year period, there has been a decrease in seeding rate by 5,000 plants and a decrease in the harvest population by nearly 6,000 plants per year.



Penn State encourages persons with disabilities to participate in its programs and activities. If you anticipate needing any type of accommodation or have questions about the physical access provided, please contact Delbert Voight at (717) 270-4391 in advance of your participation or visit.

This publication is available in alternative media on request.

The Pennsylvania State University is committed to the policy that all persons shall have equal access to programs, facilities, admission, and employment without regard to personal characteristics not related to ability, performance, or qualifications as determined by University policy or by state or federal authorities. It is the policy of the University to maintain an academic and work environment free of discrimination, including harassment. The Pennsylvania State University prohibits discrimination and harassment against any person because of age, ancestry, color, disability or handicap, national origin, race, religious creed, sex, sexual orientation, or veteran status. Discriminations or harassment against faculty, staff, or students will not be tolerated at the Pennsylvania State University. Direct all inquiries regarding the non-discrimination policy to the Affirmative Action Director, The Pennsylvania State University, 328 Boucke Building, University Park, PA 16802-5901, Tel 814-865-4700, 814-863-1150/TTY.

Address editorial comment to Delbert Voight, Extension Educator, Penn State Cooperative Extension, 2120 Cornwall Road Suite 1, Lebanon, PA 17042.

Photos by Del Voight, Penn State Extension; pixabay.com

